





Who We Are?	5
Spas Models	
M320	7
M420	9
M520	11
M620	13
M720	15
M820	17
M321 Plug & Play	18
M421 Plug & Play	19
Premium Equipment Series	23
Personalize Your Experience	25
Fabrication	27
Hydromassage	29
Maple Spa Collection	31



**MADE IN CANADA**



## **WHO WE ARE?**

Since 2012, our manufacturing plant, Be Well Canada Spa, has established itself as a leader in the production of exceptional quality spas, driven by a passion for well-being and innovation. Located in North America, our factory is the heart of our operations, where every spa is passionately designed by our team and manufactured entirely on-site. Over the years, we have gained increasing recognition in the global spa market, and our production capacity has tripled to meet international demand.

We take pride in manufacturing the Maple range, a collection of spas that combines comfort, aesthetics, and performance. Each model is crafted with carefully selected materials, ensuring durability and luxury.

Thanks to our commitment to quality, our spas are distributed across all continents: America, Europe, Australia, Africa and Asia, allowing thousands of customers to enjoy an unparalleled relaxation experience.

Our mission is to provide you with spas that create a well-being environment, blending modern technology with expert craftsmanship.







Visit our factory







# M320

 3	 38 Jets
 1	 85" x 65" x 35"



M320

The M320 spa is ideal for limited spaces. Offering four seats, including a lounge chair, it ensures an unparalleled relaxation experience. Enjoy a hydromassage session while maximizing your outdoor space.



## FEATURES

- 1 Dual Speed Pump: 3.5 hp
- Electricity: 240V, 60A
- Weight: 2750 lb Full, 650 lb Empty
- Water Capacity: 251 gal / 950 L
- Deluxe Spa Cover 5" / 3"
- Touchscreen Keypad K1000
- Waterline LED






3D view







# M420

 7	 50 Jets
	 88"x 75"x 37"



M420

The M420 spa is designed to provide a complete treatment for your body. Capable of accommodating up to seven people, this spa is perfect for sharing moments of relaxation with family or friends. Additionally, its compact size makes it ideal for restricted spaces, allowing you to enjoy the benefits of a spa without compromising your outdoor area.



## FEATURES

- 1 Dual Speed Pump: 3.5 hp
- 1 Single Speed Pump: 3.5 hp
- Electricity: 240V, 60A
- Weight: 3524 lb Full, 750 lb Empty
- Water Capacity: 332 gal / 1255 L
- Deluxe Spa Cover 5" / 3"
- Touchscreen Keypad K1000
- Waterline LED



3D view





\*see all specifications and options on page 27







# M520

 3	 63 Jets
 2	 87" x 87" x 37"



M520

The M520 spa is designed to accommodate up to 5 people and features two lounge chairs. This innovative design allows couples to enjoy simultaneous relaxation without competition for the lounge chair, ensuring a perfect relaxation experience for everyone.



## FEATURES

- 1 Dual Speed Pump: 3.5 hp
- 1 Single Speed Pump: 3.5 hp
- Electricity: 240V, 60A
- Weight: 4035 lb Full, 830 lb Empty
- Water Capacity: 383 gal / 1450 L
- Deluxe Spa Cover 5" / 3"
- Touchscreen Keypad K1000
- Waterline LED
- Volcano Jet







3D view







# M620

 5	 59 Jets
 1	 87"x 87"x 37"



M620

The M620 spa stands out for its configuration. Its lounge chair provides complete relaxation by massaging your entire body, from head to toe. Whether you want to enjoy a moment of tranquility alone or share wellness moments with family or friends, this model with its lounge chair meets your needs. Designed to accommodate up to 6 people, it guarantees an unparalleled relaxation experience for everyone.



## FEATURES

- 1 Dual Speed Pump: 3.5 hp
- 1 Single Speed Pump: 3.5 hp
- Electricity: 240V, 60A
- Weight: 4432 lb Full, 830 lb Empty
- Water Capacity: 431 gal / 1630 L
- Deluxe Spa Cover 5" / 3"
- Touchscreen Keypad K1000
- Waterline LED
- Volcano Jet






3D view







# M720

 7	 44 Jets
	 87" x 87" x 37"



M720

The M720 spa is designed as an ergonomic spa, featuring a balanced seating arrangement to accommodate a larger number of people. Each station offers a distinct type of massage due to the arrangement of the jets, ensuring a personalized and relaxing experience for all users.



## FEATURES

- 1 Dual Speed Pump: 3.5 hp
- 1 Single Speed Pump: 3.5 hp
- Electricity: 240V, 60A
- Weight: 4064 lb Full, 749 lb Empty
- Water Capacity: 396 gal / 1500 L
- Deluxe Spa Cover 5" / 3"
- Touchscreen Keypad K1000
- Waterline LED
- Volcano Jet






3D view







# M820

 7	 48 Jets
	 91"x 91"x 38"



M820

The M820 spa, the most spacious model in the Maple series, is designed exclusively with seating, allowing it to accommodate the maximum number of people while optimizing space. It is the only model in the range equipped with three pumps to provide maximum massage strenght. You will be able to enjoy moments of relaxation and create unforgettable memories.



## FEATURES

- 1 Dual Speed Pump: 3.5 hp
- 2 Single Speed Pumps: 3.5 hp
- Electricity: 240V, 60A
- Weight: 4884 lb Full, 950 lb Empty
- Water Capacity : 470 gal / 1780 L
- Deluxe Spa Cover 5" / 3"
- Touchscreen Keypad K1000
- Waterline LED
- Volcano Jet



3D view





\*see all specifications and options on page 27





# M321

⚡ Plug & Play

 3	 21 Jets
 1	 85"x 65"x 35"



The M321 plug-and-play version allows for easy installation with its standard 120V dedicated plug, while maintaining the high standards of durability and performance expected from the Maple brand. This enables users to enjoy the benefits of the spa without the complications of a complex electrical installation.



## FEATURES




- 1 Dual Speed Pump: 1,5hp
- Electricity: 120V GFCI, 15A
- Weight: 2718 lb Full, 618 lb Empty
- Water Capacity: 251 gal / 950 L
- Deluxe Spa Cover 5"/3"
- K500 Keyboard
- Ozone

\*see all specifications and options on page 27



# M421

⚡ Plug & Play

 7	 21 Jets
	 88"x 75"x 37"



The M421 plug-and-play is perfect for limited outdoor spaces or condos. Its compact size fits in smaller areas with ease, and it installs easily with a standard 120V outlet, avoiding complex electrical work. Despite its size, it delivers the same relaxation and therapeutic benefits as a full-sized spa, offering luxury in a space-efficient design.



## FEATURES

- 1 Dual Speed Pump: 1,5hp
- Electricity: 120V GFCI, 15A
- Weight: 3494 lb Full, 720 lb Empty
- Water Capacity: 332 gal / 1255 L
- Deluxe Spa Cover 5"/3"
- K500 Keyboard
- Ozone

\*see all specifications and options on page 27









# PREMIUM EQUIPMENT SERIES



## Touchscreen Keypad

A touchscreen keypad for a spa offers intuitive control and easy navigation to adjust the temperature, jets, and lighting with a simple touch of the display. Its simple clear display enhances usability.\*



## Volcano Jet

The Volcano jet is an impressive and powerful jet that specifically targets the arch of the foot, providing a personalized and relaxing massage. The integration of the Volcano jet significantly enhances the comfort and well-being of users.\*



## Waterline LED

The waterline LED in a spa is built-in lighting that creates a relaxing atmosphere with customizable colors. It enhances aesthetics by illuminating the spas contours, making your spa experience enjoyable, even in the dark.\*

## Colored LED Lights

The power of color on our health! Chromotherapy has multiple health benefits using colored lights. It can help with insomnia, restore energy, reduce anxiety and stress or strengthen the immune system.





# PERSONALIZE YOUR EXPERIENCE



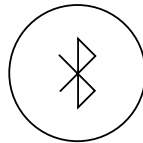
## Illuminated Jets

The spas illuminated jets create a relaxing ambiance while adding a soothing visual touch with its colorful light effects.\*




## WIFI

This control system allows remote access to your spa via a smartphone or tablet. It lets you adjust the temperature, jets, and lighting from anywhere.



## Bluetooth Audio

The bluetooth speakers in your spa allow you to easily play your favorite music from a mobile device.\*



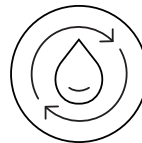
## Ozone

Ozone is an effective disinfectant used in spas to purify water. It quickly eliminates bacteria, viruses, and contaminants without leaving chemical residues.



## InClear (US only)

The InClear system is a disinfection solution for spas that uses a salt generator to continuously produce sanitizer from dissolved salt, keeping the water clean and clear while reducing chemical usage.\*



## UV Ozone

UV ozone is a disinfection system that combines ozone and ultraviolet (UV) light to purify spa water. UV destroys pathogens by altering their DNA. Ozone, a powerful disinfectant is injected into the water, quickly eliminating bacteria, viruses, and contaminants.\*

## Colors:



Marble Grey



Mahogany  
(except M321 & M421)



Sterling Silver



Smoky Mountain\*\*



Tuscan Sun\*\*



Storm Clouds\*\*



Midnight Canyon\*\*

\*see all specifications and options on page 27  
\*\*applicable fees





# FABRICATION

## QUALITY & INNOVATION

All our spas are tested under real-life conditions at our manufacturing facility. The performance and the various functions of the spa, can thus be verified under optimal conditions.

# Our Expertise



1

### The Shell

The shell is thermoformed and laminated, providing excellent temperature resistance. Each acrylic sheet is carefully selected to ensure the quality and durability of the product.

2

### The Frame

The frame of our spas is made of premium treated wood and is 100% assembled in our factory. The frame is made of autoclaved wood, which means it is protected against biological aggressions and is resistant to weather and moisture.

3

### The Insulation

The insulation of our spas is optimized to ensure minimal energy consumption. We use high-density polyurethane foam, equipped with two thermoreflective faces.

4

### The Base

It isolates electrical components from the ground. Its role is also to support the weight of the tank and to ensure its stability and balance.



A spa with exceptional durability, our expertise in spa manufacturing allows us to guarantee unparalleled quality standards, supported by rigorous quality control and specialized engineers and technicians. We select high-quality materials to ensure enhanced durability. Designed to withstand all climates, the Maple spa is the preferred choice for customers seeking reliable performance, and energy efficiency.



Visit our factory

**Warranties:** 3 years on electronics and pumps & 5 years on shell waterproofing and frame.





# HYDROMASSAGE

## THE BENEFITS

The different jets in a spa, whether small or large, offer numerous benefits. They target various areas of the body for a personalized massage experience.

### Metacarpal Jet

A metacarpal jet focuses on the hands and wrists, using targeted water pressure to alleviate tension and enhance circulation. It's particularly beneficial for those with carpal tunnel syndrome, offering relief and relaxation.

### Volcano Jet

A Volcano jet in a Maple spa is a powerful jet that creates a geyser effect with an intense water flow. It provides a deep massage, ideal for the lower back or the arch of the foot, and contributes to muscle relaxation.

### Jet Size

Jets come in different sizes (2", 3", 5") to provide varying intensities and coverage areas, ensuring a personalized hydrotherapy experience that caters to specific muscle groups and relaxation needs.



### Directional Jet

This adjustable jet provides targeted water pressure, adjustable to massage specific areas like the back and shoulders. Used for therapeutic massage and muscle tension relief.

### Rotating Jet

The rotating motion of this jet provides a circular massage, covering a larger area than static directional jets. It improves blood circulation and relaxes tense muscles with its swirling motion.

### Neck Jet

Neck jets target tension in the neck and shoulders, improving circulation while helping to reduce stress and headaches, leaving you feeling refreshed and relaxed







	M320	M420	M520	M620	M720	M820	M321	M421
DIMENSIONS	85"x 65"x 35"	88"x 75"x 37"	87"x 87"x 37"	87"x 87"x 37"	87"x 87"x 37"	91"x 91"x 38"	85"x 65"x 35"	88"x 75"x 37"
SEATS	3	7	3	5	7	7	3	7
LOUNGES	1	Ø	2	1	Ø	Ø	1	Ø
JETS	38	50	63	59	44	48	21	21
VOLCANO JET 5"	Ø	Ø	●	●	●	●	Ø	Ø
METACARPAL JETS	Ø	Ø	2	2	Ø	Ø	Ø	Ø
NECK JET	Ø	Ø	Ø	2	2	Ø	Ø	Ø
DUAL SPEED PUMP 3.5 HP	1	1	1	1	1	1	1	1
SINGLE SPEED PUMP 3.5 HP	Ø	1	1	1	1	2	Ø	Ø
DUAL SPEED PUMP 1.5 HP	Ø	Ø	Ø	Ø	Ø	Ø	1	1
WATER CAPACITY (GAL / LITER)	251 / 950	332 / 1255	383 / 1450	431 / 1630	396 / 1500	470 / 1780	251 / 950	332 / 1255
WATERLINE LED	●	●	●	●	●	●	Ø	Ø
FOUNTAIN	1	2**	2	2	2	2	Ø	Ø
ILLUMINATED CUP HOLDER	Ø	Ø**	2	2	1	3	Ø	Ø
KEYPAD	K1000	K1000	K1000	K1000	K1000	K1000	K500	K500
BLUETOOTH AUDIO	\$	\$	\$	\$	\$	\$	Ø	Ø
WIFI	\$	\$	\$	\$	\$	\$	\$	\$
ILLIMINATED JETS (3" AND 5")	\$	\$	\$	\$	\$	\$	Ø	Ø
OZONE SANITATION SYSTEM	\$	\$	\$	\$	\$	\$	●	●
UV + OZONE SANITATION SYSTEM	\$	\$	\$	\$	\$	\$	Ø	Ø
IN.CLEAR ADVANCED WATERCARE*	\$	\$	\$	\$	\$	\$	Ø	Ø
SPA COVER THICKNESS (5"/3")	●	●	●	●	●	●	●	●

● PREMIUM EQUIPMENT INCLUDED

\$ OPTIONS

Ø N/A

\*Only in US

\*\* may change depending on the selected option





